



Bobcat®

**Compact Equipment
Rubber Tracks**



***One Tough
Animal®***

BOBCAT COMPACT LOADER TRACKS



Maximize your compact track loader performance with Bobcat Rubber Tracks.

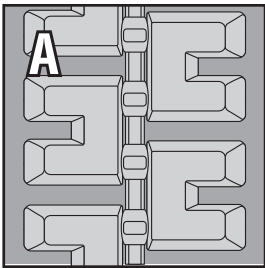
Bobcat® rubber tracks are made using a combination of natural and synthetic rubbers to maximize wear.

The internal continuous cables and imbeds are made of steel for ultimate performance and lifespan, even in demanding conditions.

These tracks withstand tough environments, but their design will also provide a smooth ride by distributing weight over a larger surface area without sacrificing your loader's capabilities.

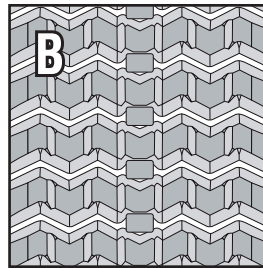
Bobcat Parts offers multiple tread patterns to accommodate various applications and optimize your compact track loader's performance for the jobs you do.

Multiple tread patterns are available for select compact track loaders. Your Bobcat dealer can help you select the right track for your application.



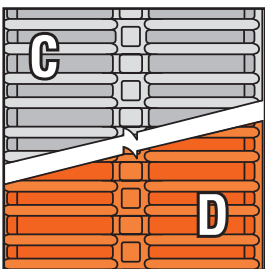
A: Premium C-Pattern

This track offers the best durability in an all-season track. One of the best and most versatile tracks on the market. Provides superior traction in most applications.




B: Zig-Zag Pattern

This track is recommended for work in conditions where the environment is extremely wet and muddy or on slippery slopes or clay. The stepped tread lug design offers improved cleanout.



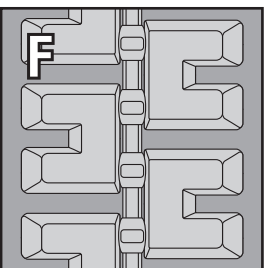
C and D: Multi-Bar Lug Pattern

This is a durable all-season track that offers superior traction in wet conditions. This track offers extended wear life on hard, flat surfaces. Also available in a non-marking orange option.



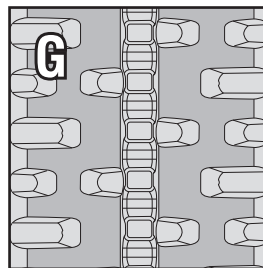
E: Hex Pattern

The hex pattern track is a versatile track that is durable on gravel and conversely, turf friendly. This track offers a smooth and comfortable ride with a minimal footprint on grass and lawns.



F: Standard C-Pattern

This track offers durability and traction all season long. It is one of the most versatile patterns on the market, performing well in all different types of applications.



G: H-Pattern

The H-pattern track is a good multi-application track for general use on your machine. The offset tread pattern minimizes vibration and reduces undercarriage wear.

MODELS	SIZE	PART NO.	LUG HEIGHT	PATTERN
T110	250 x 72 x 52	6688373	0.89 in. (22.5 mm)	A
T140, T450	300 x 84 x 46	6682177	0.98 in. (25.0 mm)	A
	320 x 84 x 46	7024982	0.95 in. (24.0 mm)	C
		7028232	0.79 in. (20.0 mm)	G
T180, T190, T550, T590, T595	320 x 84 x 50	7028223	0.79 in. (20.0 mm)	G
T180, T190	320 x 84 x 50	6989140	0.95 in. (24.0 mm)	D
T62, T64, T66	320 x 84 x 51	7408149	0.79 in. (20.0 mm)	G
T200, T630, T650, 864	320 x 84 x 53	7261331	1.18 in. (30.0 mm)	C
		7028226	0.79 in. (20.0 mm)	G
T76	320 x 84 x 54	7396439	0.79 in. (20.0 mm)	G
T140, T450	320 x 86 x 45	7327929	0.71 in. (18.0 mm)	E
T180, T190, T550, T590, T595	320 x 86 x 49	6680161	1.08 in. (27.5 mm)	A
		7374160	1.06 in. (27.0 mm)	B
		7320103	0.79 in. (20.0 mm)	C
		7327930	0.71 in. (18.0 mm)	E
		7316758	1.08 in. (27.5 mm)	F
T62, T64, T66	320 x 86 x 50	7324233	1.08 in. (27.5 mm)	A
		7407925	1.06 in. (27.0 mm)	B
		7394912	0.79 in. (20.0 mm)	C
		7408152	0.71 in. (18.0 mm)	E
		7408138	1.08 in. (27.5 mm)	F
T200, T630, T650, 864	320 x 86 x 52	6680149	1.08 in. (27.5 mm)	A
		7374156	1.06 in. (27.0 mm)	B
		7327931	0.71 in. (18.0 mm)	E
		7316760	1.08 in. (27.5 mm)	F
T76	320 x 86 x 53	7319946	1.08 in. (27.5 mm)	A
		7394639	1.06 in. (27.0 mm)	B
		7396442	0.79 in. (20.0 mm)	C
		7396444	0.71 in. (18.0 mm)	E
		7396437	1.08 in. (27.5 mm)	F
T250, T300, T320, T740, T750, T770	320 x 86 x 55	6678748	1.08 in. (27.5 mm)	A
		7316762	1.08 in. (27.5 mm)	F
T180, T190, T550, T590, T595	400 x 84 x 50	7030194	1.18 in. (30.0 mm)	C
		7305148	1.18 in. (30.0 mm)	D
		7028224	0.79 in. (20.0 mm)	G
T62, T64, T66	400 x 84 x 51	7408150	0.79 in. (20.0 mm)	G
T200, T630, T650, 864	400 x 84 x 53	7359432	1.18 in. (30.0 mm)	C
T180, T190, T550, T590, T595	400 x 86 x 49	6685650	1.08 in. (27.5 mm)	A
		7374154	0.98 in. (25.0 mm)	B
		7433185	0.71 in. (18.0 mm)	E
		7316759	1.08 in. (27.5 mm)	F
T62, T64, T66	400 x 86 x 50	7324236	1.02 in. (26.0 mm)	A
		7407926	0.98 in. (25.0 mm)	B
		7408151	0.79 in. (20.0 mm)	C
		7417305	0.79 in. (20.0 mm)	D
		7408153	0.71 in. (18.0 mm)	E
		7408148	1.06 in. (27.0 mm)	F
T76	400 x 86 x 53	7396443	0.79 in. (20.0 mm)	C
		7396446	0.71 in. (18.0 mm)	E

MODELS	SIZE	PART NO.	LUG HEIGHT	PATTERN
T200, T630, T650, 864	450 x 84 x 53	6989159	1.18 in. (30.0 mm)	D
		7028227	1.50 in. (38.0 mm)	G
T76	450 x 84 x 54	7396440	1.50 in. (38.0 mm)	G
T250, T300, T320 T740, T750, T770	450 x 84 x 56	6989157	1.18 in. (30.0 mm)	D
		7028228	1.50 in. (38.0 mm)	G
T870	450 x 84 x 59	7028229	1.50 in. (38.0 mm)	G
	450 x 84 x 60	6989042	1.18 in. (30.0 mm)	C
		6989158	1.18 in. (30.0 mm)	D
T200, T630, T650, 864	450 x 86 x 52	6680150	1.02 in. (26.0 mm)	A
		7374159	0.98 in. (25.0 mm)	B
		7320104	1.18 in. (30.0 mm)	C
		7327932	0.71 in. (18.0 mm)	E
		7316761	1.02 in. (26.0 mm)	F
T76	450 x 86 x 53	7301305	1.02 in. (26.0 mm)	A
		7394638	0.98 in. (25.0 mm)	B
		7359650	1.18 in. (30.0 mm)	C
		7396441	0.98 in. (25.0 mm)	D
		7396445	0.71 in. (18.0 mm)	E
		7396438	1.02 in. (26.0 mm)	F
T250, T300, T320, T740, T750, T770	450 x 86 x 55	6678749	1.02 in. (26.0 mm)	A
		7374158	0.98 in. (25.0 mm)	B
		7320105	1.18 in. (30.0 mm)	C
		7327933	0.71 in. (18.0 mm)	E
		7316763	1.06 in. (27.0 mm)	F
T870	450 x 86 x 58	7277043	1.02 in. (26.0 mm)	A
		7374157	0.98 in. (25.0 mm)	B
		7327934	0.71 in. (18.0 mm)	E
	450 x 86 x 60	7266334	1.02 in. (26.0 mm)	A
		7374153	1.06 in. (27.0 mm)	B
		7329954	0.71 in. (18.0 mm)	E



BOBCAT COMPACT EXCAVATOR TRACKS

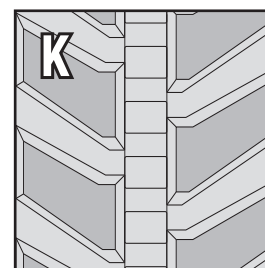
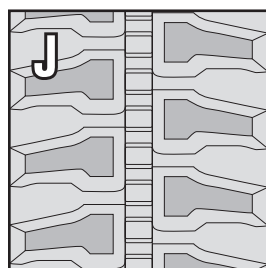

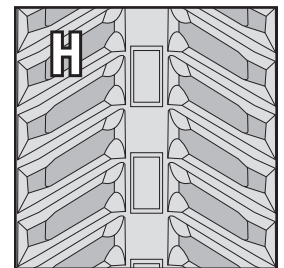
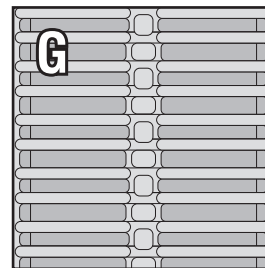
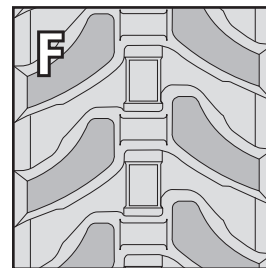
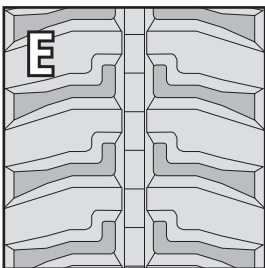
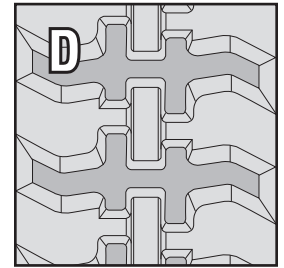
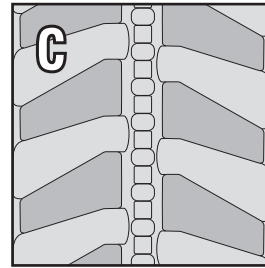
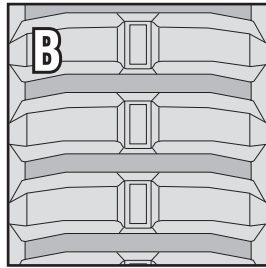
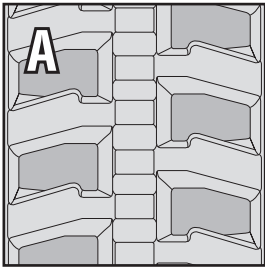


Each replacement rubber track offered by Bobcat Parts is designed to meet the operational and performance requirements of Bobcat Compact Excavators.

Made to deliver long life in extreme working conditions, Bobcat compact excavator tracks also provide a smooth ride. They distribute the machine's weight over a larger surface area to maximize comfort without sacrificing your excavator's capabilities.

While compact excavator tracks are commonly used at lower speeds, and for less aggressive applications, than a compact track loader, they too can face the same working conditions as other track machines.

Multiple tread patterns are available for select compact excavators. Your Bobcat dealer can help you select the right track for your application.



MODELS	SIZE	PART NO.	LUG HEIGHT	PATTERN
418, E08, E10, E10Z	180 x 39 x 72	7153420	0.67 in. (17.0 mm)	F
		6988848	0.43 in. (11.0 mm)	H
418, E08, E10, E10E, E10Z	180 x 72 x 39	7255246	0.67 in. (17.0 mm)	I
320, 321, 322, 323, 324, E16, E17, E17Z, E19	230 x 33 x 96	6673949	0.98 in. (25.0 mm)	D
320, 322, 323, E17, E17Z, E19	230 x 48 x 66	6988832	0.67 in. (17.0 mm)	A
E17, E17Z, E19	230 x 48 x 66	7259426	0.86 in. (21.8 mm)	D
E20, E20Z	230 x 48 x 72	7258912	0.98 in. (25.0 mm)	D
		7259427	0.86 in. (21.8 mm)	D
220, 320, 322	230 x 72 x 45	6988829	0.39 in. (10.0 mm)	H
320, 322, 323, E17, E17Z, E19	230 x 96 x 33	7364047	1.18 in. (30.0 mm)	G
220, 320, 322	250 x 45 x 72	6652044	0.98 in. (25.0 mm)	E
231, 329, 331, 334, 425, 428, E26, E32, E32i, E34, E37	300 x 52.5 x 80	7255666	0.93 in. (23.5 mm)	A
225, 325, 328	300 x 74 x 52.5	6988830	0.83 in. (21.0 mm)	A
		7363987	1.18 in. (30.0 mm)	G
231, 329, 331, 334, 425, 428, E26, E27, E27Z, E32, E32i, E34, E37	300 x 80 x 52.5	6988831	0.83 in. (21.0 mm)	A
231, 329, 331, 334, 425, 428	300 x 80 x 52.5	7363997	0.87 in. (22.1 mm)	G
E26, E27, E32, E32i, E37	300 x 80 x 52.5	7165834	0.93 in. (23.5 mm)	J
E32i	300 x 80 x 52.5	7274743	0.98 in. (25.0 mm)	A
E35, E35Z, E35i	300 x 84 x 52.5	6988844	0.83 in. (21.0 mm)	A
		7255667	0.93 in. (23.5 mm)	A
		7363998	1.18 in. (30.0 mm)	G
225, 325, 328	320 x 74 x 52.5	6672773	0.98 in. (25.0 mm)	J
231, 329, 331, 334, 425, 428	320 x 80 x 52.5	6672774	0.98 in. (25.0 mm)	J
335, 430	320 x 88 x 55	6687124	0.98 in. (25.0 mm)	K
		6988841	0.79 in. (20.0 mm)	K
E42	350 x 88 x 54.5	6988847	0.63 in. (16 mm)	A
	350 x 88 x 55	6692959	0.91 in. (23 mm)	C
335, 430, E42	350 x 88 x 55	6693201	0.98 in. (25.0 mm)	F
E60, E62, E63	400 x 72.5 x 76	7306876	1.00 in. (26.0 mm)	A
E50, E60	400 x 73 x 74	7314068	0.98 in. (25.0 mm)	A
337, 341, 435, E45, E50, E55	400 x 74 x 72.5	7363999	1.18 in. (30.0 mm)	G
	400 x 74 x 73	6692960	0.98 in. (25.0 mm)	A
		7024957	0.98 in. (25.0 mm)	A
		6678826	0.98 in. (25.0 mm)	F
E60	400 x 76 x 72.5	6989040	0.98 in. (25.0 mm)	C
E80	450 x 81 x 76	6989041	0.98 in. (25.0 mm)	A
E80, E85	450 x 81 x 76	7306878	1.40 in. (35.0 mm)	A

MODELS	SIZE	PART NO.	LUG HEIGHT	PATTERN
E85	450 x 81 x 76	7304043	1.10 in. (28.0 mm)	A
442, ZX75	450 x 86 x 71	6988330	0.83 in. (21.0 mm)	A



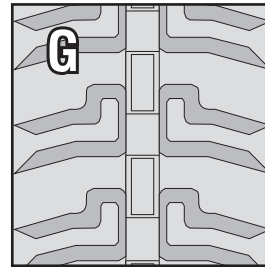
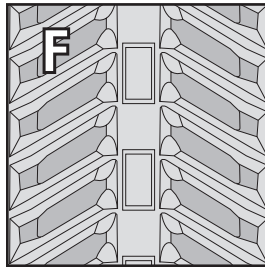
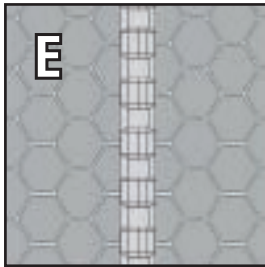
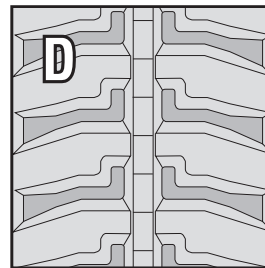
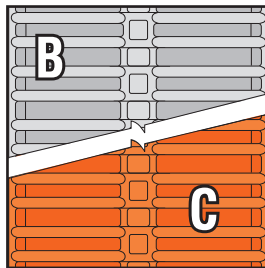
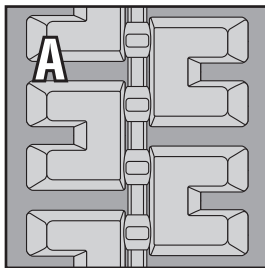
BOBCAT MINI LOADER TRACKS



Customize your mini track loader performance with replacement rubber tracks from Bobcat Parts.

Bobcat rubber tracks for mini track loaders are made from the same durable combination of natural and synthetic rubbers as our compact track loaders. Embedded steel adds strength, and continuous steel cables provide the best performance and ensure a long lifespan in tough working conditions. The tracks are designed to distribute the mini track loader's weight over a wide surface area, enhancing the ride quality without sacrificing pushing power or traction. Multiple tread patterns give you the opportunity to match traction and surface protection to all kinds of applications and tasks.

***Multiple tread patterns are available for select mini track loaders.
Your Bobcat dealer can help you select the right track for your application.***



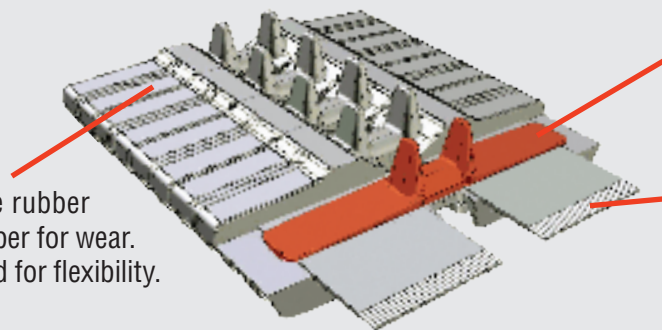
MODELS	SIZE	PART NO.	LUG HEIGHT	TREAD PATTERN
MT50, MT52	180 x 72 x 39	6988846	0.87 in. (22.0 mm)	B
		6678661	0.71 in. (18.0 mm)	G
MT50, MT52, MT55	180 x 72 x 39	7009964	0.39 in. (10.0 mm)	A
		6989141	1.18 in. (30.0 mm)	C
		7329948	0.59 in. (15.0 mm)	E
MT85, MT100	180 x 72 x 45	7271923	0.39 in. (10.0 mm)	A
		7311898	1.18 in. (30.0 mm)	B
		7303700	1.18 in. (30.0 mm)	C
		7329949	0.59 in. (15.0 mm)	E
		7307109	0.43 in. (11.0 mm)	F
MT55	230 x 72 x 39	6988849	1.18 in. (30.0 mm)	B
	250 x 72 x 39	7023024	0.39 in. (10.0 mm)	F
		7009965	0.39 in. (10.0 mm)	A
		7329950	0.59 in. (15.0 mm)	E
MT85, MT100	250 x 72 x 45	7271924	0.39 in. (10.0 mm)	A
		7311899	1.18 in. (30.0 mm)	B
		7303701	1.18 in. (30.0 mm)	C
		7329951	0.59 in. (15.0 mm)	E
		7307110	0.59 in. (15.0 mm)	F



TRACK STRUCTURE

Each track is structurally designed to match the needs of your Bobcat equipment.

Cut-resistant and anti-gouge rubber compounds. Tough outer rubber for wear. Softer rubber inner compound for flexibility.

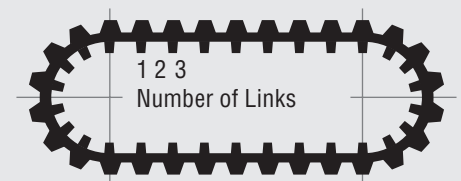
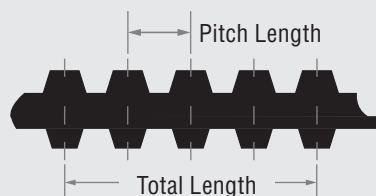
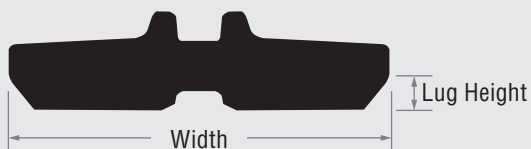


Steel imbeds (links) guide the sprocket while increasing track stability and strength.

Internal steel cables provide a strong base for the roller path while equalizing tension.

TRACK SIZE

Width (mm) x Pitch (mm) x Link (Total #)





YOU ARE ONE TOUGH ANIMAL.®

Everything we put into Bobcat equipment is designed to make more of whatever you bring to the job. Whether it's strength, versatility, speed or agility, it's built around you.

Note: Tread pattern may vary slightly from illustrations. Safe Operating Procedures: Follow all equipment safe operating procedures as instructed in equipment owner's manual. Before using, check track tension using the procedure outlined in equipment owner's manual. Keep area between track and machine, and track and undercarriage, clear of foreign objects. Transport your track machine between long distances. Avoid running sides of tracks into objects as this can cause bending and lead to breakage. Always inspect and maintain equipment in a safe, even location with the equipment turned off. Replacing undercarriage parts with non-OEM parts can reduce the life of the track. Follow local laws when disposing of used tracks. Storage and Handling: Cover and store in a dry location out of direct sunlight, and rotate tracks regularly to avoid stress point fatigue. When transporting tracks, use proper transportation equipment. Pallet fork prongs can damage tracks. Installation of tracks should be conducted by trained professionals and done following all safety requirements. Proper Driving Techniques: Drive slowly when working in areas where abrasive surfaces are present. Avoid driving over sharp objects. Avoid turning at high speeds, and use a larger turning radius when turning or changing directions to avoid premature breakage. At the end of each use, thoroughly wash off debris from tracks and undercarriage and dry. Inspect tracks and undercarriage regularly as recommended in equipment owner's manual.

Certain specification(s) are based on engineering calculations and are not actual measurements. Specification(s) are provided for comparison purposes only and are subject to change without notice. Specification(s) for your individual Bobcat equipment will vary based on normal variations in design, manufacturing, operating conditions, and other factors.



Bobcat is a Doosan company. Doosan is a global leader in construction equipment, power and water solutions, engines, and engineering, proudly serving customers and communities for more than a century. Bobcat®, the Bobcat logo and the colors of the Bobcat machine are registered trademarks of Bobcat Company in the United States and various other countries. ©2021 Bobcat Company. All rights reserved.



P006 (06/21)
EP-2M-0621-77270-F

Bobcat Company
250 East Beaton Drive • West Fargo, ND 58078

Bobcat.com



Bobcat®

One Tough Animal.