



Bobcat®

Compact Tractors

CT4045 | CT4050 | CT4055 | CT4058



**One Tough
Animal®**



A Bobcat tractor is partially visible on the left side of the frame, featuring a prominent red circular light. A red textured horizontal bar is positioned behind the main headline. The background consists of a clear blue sky and the blurred green foliage of trees.

IT TAKES HARD WORK TO LIVE THE SIMPLE LIFE.

The Bobcat brand was literally born in a barn. Designed for a turkey farmer, the first compact loader was destined to clean small livestock pens and stalls. Ever since, Bobcat® equipment has been a mainstay on ranches, dairies and all kinds of fruit, grain and vegetable operations. If there's one thing we've learned about life on the farm, it's that you'll never run out of things to do.

Your lifestyle is a perfect match for the Bobcat work style. With a lineup of 15 powerful compact tractors, Bobcat delivers performance, ease of use, versatility... everything you need to make the most of your land. And it comes in a machine that's familiar, comfortable and durable enough to be worthy of the world's hardest-working brand.

The simple life is busier than most people think. Get the only tractor that's tough enough to take on the challenge.

PERFORMANCE

The more you do with your tractor, the more ideas you have for your property. Bobcat compact tractors prepare you for every possibility.

Turbo-Charged Performance

For consistently high performance and impressive low-end torque that never relents in higher altitudes, the 4000 platform tractors are equipped with a turbocharger.



ACCOMPLISH MORE.

These agile machines are strong enough to work inside and around sheds, barns, animal enclosures and anywhere else the work takes you. With models up to 58 hp, your choice of manual or hydrostatic transmission, plus generous lifting ability, ground clearance and a powerful 3-point hitch with power take-off (PTO), Bobcat brings outstanding performance and value to your property.

From its wheelbase to its length, tire options and overall engineering, your Bobcat compact tractor is powerful and capable while being responsive and comfortable to operate. With top travel speeds as high as 18.5 mph, you'll spend less time moving from one point to another, and you'll make every second count when you have work to get done. And because a hard-working tractor needs hard-working traction, you can easily engage four-wheel drive whenever the work demands it.



Stable Wheelbase

The 71.2-inch wheelbase of the 4000 platform tractors maximizes your towing capacity and optimally distributes weight to each wheel for more stability on hilly terrain.

More Ground Clearance

Class-leading ground clearance improves maneuverability in rough or muddy terrain.

Manual or Hydrostatic Transmission

Pick a model that works for you, with the controls and capabilities that fit your preference, budget and working style.

Manual Synchro Shuttle Transmission

Manual synchro shuttle transmission enables shift-on-the-fly functionality that's similar to a stick-shift automobile. This three-range transmission allows you to clutch and shift across eight forward and eight rear speeds as you travel. It provides ease of use for operators who prefer a manual transmission. It also gives you great performance and ease of use when moving up and down fields or traveling longer distances in one direction.

Hydrostatic Transmission (3-Range HST)

The hydrostatic transmission uses hydraulic pressure to change speed, operating similar to a vehicle. You'll only need to stop moving if you want to change your range. This is a good transmission choice if you're doing frequent front-end loader work, mowing or clearing brush as you maneuver through wooded areas. Its ease of operation also makes it a good choice for novice drivers. Forward and reverse are controlled by foot pedals.

Tight Turning Radius

Maximum maneuverability is the key to effective mowing, tilling and more. Bobcat compact tractors feature a tight turning radius – as little as 8.6 feet – so you can move in close to trees, buildings and other obstacles.

Steering Brakes

Steering brakes are especially useful when you're working between buildings, in pens or barns, or around trees. They assist in maintaining a tight turning radius, nearly pivoting the tractor on the inside wheel.

Drawbar Towing

Bobcat compact tractors deliver competitive drawbar towing power and force for heavy towing performance that beats many other tractor brands.

Tire Options

Three types of tires are available for Bobcat compact tractors. They offer a combination of reliability and ride quality to match the requirements of your work.

Turf Tires

Turf tires are designed with less aggressive tread that minimizes disturbance on lush lawns and established landscaping.

Industrial Tires

Industrial tire tread is wider than agricultural tires, and the lugs are deeper than turf tires. They deliver great traction for all ground conditions and many different applications.

Agricultural Tires

These tough tires have deep lugs for optimal traction and self-cleaning in soft soil and mud. They also deliver more power to the ground when towing heavy loads or pulling implements.

PTO Cruise

PTO cruise allows you to maintain rpm at your preferred setting – even as the tractor's load conditions change.

Adjustable Hitch

The hitch is adjustable to provide towing flexibility and convenience.




Image shows optional backhoe sub frame installed.

PROTECT YOUR INVESTMENT.

From rugged metal hoods to the solid and sturdy construction of our 3-point hitches to our unmatched dealer support, your Bobcat tractor is up for a challenge.

Tier 4 Diesel Engine

The powerful Tier 4 engines offer robust, high-power performance, plus an efficient fuel system. You'll enjoy reliable tractor start-ups and long component life, as well as low noise and vibration for comfortable work.

Metal Hood

The metal hood, designed to provide great visibility from the operator station, stands up to tough jobs, reliably protecting the engine and components from dirt and debris.

Polymer Fuel Tank

A heavy-duty polymer fuel tank maintains fuel integrity and eliminates rust-related contamination.

Brush Guard

Included with the optional front-end loader and also available separately, the heavy-duty brush guard protects your tractor's front end from debris, branches and other obstacles.

Your chores demand daily attention. Your tractor needs to be ready to work when you are. Bobcat compact tractors are built to contend with the dust, dirt and grit of your toughest challenges, and they're designed with ease of maintenance in mind.

THE BOBCAT DEALER NETWORK ADVANTAGE

Bobcat built its brand on quality equipment serviced by reliable local dealers, with warranty repairs and parts availability that are second to none. With the help of our knowledgeable dealers, Bobcat customers have kept machines running for decades doing the toughest jobs imaginable. If you're looking for long-term service and support, take a look at Bobcat compact tractors.



Minimize your maintenance.

You buy a tractor to work. It shouldn't be a job to keep it running. Maintenance points on your tractor are easy to find and reach – so upkeep is simple and takes less time. Flip up the metal hood – it opens nearly 90 degrees – to easily access the battery, filters and other checkpoints. Other components are simple to reach and service, allowing you to easily retain peak performance for years.

One-Side Maintenance

All daily checks, engine fluid fills and filters are located on one side of the engine, which makes it easy to keep your tractor running smoothly with minimal effort.

One-Piece Engine Hood with Air Cylinder Assist

There are no side panels to remove when you need to access your engine. It's as simple as lifting the hood. With the air cylinder assist, it takes little effort. When fully opened, the tractor's hood stands nearly perpendicular to the engine compartment. This provides best-in-class maintenance accessibility and makes virtually all of the major service points easy to reach.

All-in-One Fuse and Relay Box

Simplify replacing fuses or troubleshooting electronics with a centralized location for fuses and relays.





COMFORT

ENJOY **YOUR WORK.**

When you have hours of mowing and acres of upkeep ahead of you, a comfortable tractor is a must. Bobcat compact tractors offer outstanding features that make tough jobs comfortable and enjoyable. Intuitive controls that fit you naturally. A comfortable ride. Quiet engines that help you focus on the job. When the projects pile up, you won't mind spending extra time on this tractor.



Low Noise, Low Vibration

The engine in your Bobcat compact tractor is designed to produce low noise levels with minimal vibration to keep you working comfortably and focused on the task.

Headlights

Bright headlights illuminate the job for high visibility for evening work and other low light conditions.

LED Tail Lamp

The LED tail lamp provides excellent visibility and long bulb life.

Panoramic Visibility

The open cab provides excellent sightlines to the work and great all-around visibility, with additional simplicity and ease of use for operators who frequently get on or off the tractor throughout the day.

Power and Tilt Steering

Power steering adds near-effortless maneuverability, and the tilt function enables any operator to adjust to the position that feels most comfortable.

Comfortable Operator Station with Ergonomic Controls

The operator station on Bobcat compact tractors is designed to enable hours of comfortable, confident work. All of your controls, gauges and buttons on Bobcat compact tractors are thoughtfully laid out with your ease of use in mind. The illuminated dashboard allows you to operate and easily monitor performance in all light conditions.

Rubber Deck Mat

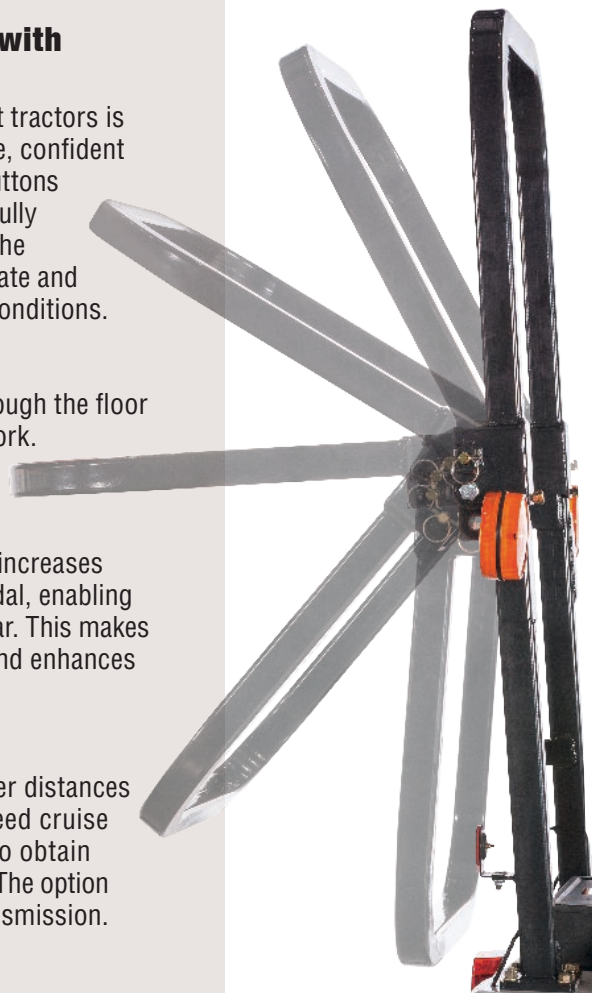
The rubber mat dampens vibrations through the floor to give you a more comfortable day's work.

Linked Pedal Lever Option

This option is available on tractors with the HST transmission. The linked pedal increases engine rpm as you engage the travel pedal, enabling operation that feels similar to driving a car. This makes for intuitive front-end loader control – and enhances ease of use on a variety of other jobs.

Optional Speed Cruise Control

When grading, raking or traveling longer distances without direction changes, optional speed cruise control holds the travel pedal in place to obtain a more consistent speed with less input. The option is available on tractors with the HST transmission.



FOLDABLE ROLLOVER PROTECTIVE STRUCTURE (ROPS)

The ROPS is designed to protect the operator in the event of a rollover (when the ROPS is locked in the up position and the seat belt is fastened). The foldable ROPS can be temporarily lowered when driving under trees, into garages or in other low-clearance areas.

DO MORE

From mowing to grading to digging, your property presents endless opportunities to get outside and get something done. From front to back, Bobcat tractors are well equipped for it.

with one machine.



Front-End Loader with Standard Quick Attach Mounting System

The front-end loader is a must-have for digging, dirt moving, loading and carrying material. On your Bobcat tractor, the front-end loader is easy to attach and remove, plus it delivers leading lift capacity and height for exceptional productivity.

Its quick attach mounting system enables you to use a variety of attachments. With a quick change, you can gear up for more tasks and bring more value and versatility to your property. Front-end loaders are equipped with float functionality to follow ground contours as you work.

Take on digging, loading and material handling with a strong, easy-to-use front-end loader, and use an array of implements with your 3-point hitch and rear PTO. Your dealer can help you acquire a range of Bobcat implements for the work you do on your land.



Optional Telescoping Lower Links

One person can quickly change implements with minimal effort using telescoping lower links and sway bars. It provides the fastest, easiest positioning for lining up your 3-point hitch.

Optional Rear Remote Hydraulics

A rear remote hydraulic valve allows you to gain even more attachment versatility by enabling hydraulic functions used to control or position many implements.

Angled Lower Lift Arms

The lower lift arms provide a forgiving angled design that makes implement hookup quick and easy.

Rear PTO and 3-Point Hitch

The 3-point hitch is a key to your tractor's versatility. It enables you to do a large number of tasks on your property with both drag-behind and PTO-powered implements.

Flip-Up PTO Guard

The flip-up PTO guard ensures easy attachment installation while providing operator protection during use.

External 3-Point Control Lever

You can easily raise and lower the 3-point hitch lift arms using the height control lever, located behind the machine.



Image shows optional backhoe sub frame installed.

IMPLEMENTS **AND** ATTACHMENTS

Hard-working Bobcat implements and attachments are made to handle the numerous possibilities you uncover on your land.



Front-end loader



Front-End Loader

The front-end loader is a must-have for digging, dirt moving, loading and carrying material. The Bobcat front-end loader is easy to attach and remove, plus it delivers leading lift capacity and height for exceptional productivity.



Backhoe

Turn your Bobcat compact tractor into a powerful part-time excavator with this handy attachment. The backhoe is great for general purpose digging and trenching. Sub frame included.

Model	FL9
Max. Lift Height to Pivot Pin	105.0 in. (2658 mm)
Max. Lift Height under Level Bucket	95.0 in. (2419 mm)
Clearance with Bucket Dumped	77.0 in. (1956 mm)
Reach at Maximum Lift Height	10.5 in. (267 mm)
Maximum Dump Angle	51°
Reach with Bucket on Ground	68.0 in. (1727 mm)
Maximum Rollback Angle	36°
Digging Depth	8.0 in. (203 mm)
Lift Capacity at Pivot Pin (max. height)	1795 lb. (814 kg)
Breakout Force at 500 mm	4136 lb. (1876 kg)
Weight	1202 lb. (545 kg)
Bucket Width	66.0 in. (1676 mm)

Model	BH86
Digging Depth (2' flat bottom)	94.4 in. (2397 mm)
Reach from Center Line of Swing Pivot	125.5 in. (3184 mm)
Loading Height (bucket at 60°)	76.4 in. (1939 mm)
Maximum Leveling Angle	10°
Swing Arc	180°
Transport Height (maximum)	76.6 in. (2199 mm)
Bucket Rotation	170°
Stabilizer Spread (down position)	74.0 (1863 mm)
Stabilizer Spread (up position)	69.0 in. (1752 mm)
Bucket Digging Force	3532 lbf.
Operating Pressure	155 bar
Shipping Weight (without bucket)	1102 lb. (499 kg)

Bobcat provides you access to a world of Bobcat implements and front-end loader attachments – so you can get the most work from your tractor investment. Whether it’s moving snow, installing a fence or taking care of animals, when you have the right tractor and the right implement or attachment, there is virtually no task that’s beyond your ability.

There are more than 550 dealer locations in North America, so you’re never far from an expert source of implements, attachments, accessories, parts and service.



3 pt. auger




Quick hitch



Rear ballast



Tine rake



3 pt. box blade



3 pt. finish mower



3 pt. rotary cutter



3 pt. tiller



3 pt. snowblower



3 pt. angle blade



Seeder

DEALER INSTALLED KITS AND OPTIONS

You can customize and accessorize your Bobcat compact tractor to improve productivity, enhance durability, maximize operator comfort and more. Simply choose options and accessories* that match your unique demands.

MODEL	CATEGORY	OPTION LIST
CT4045 CT4050 CT4055	Field Cab & Options	Field Cab - SST models only
		CD Player for Field Cab
		Rear Wiper Kit
		Beacon
CT4045 CT4050 CT4055 CT4058	Options & Accessories	Single Remote Hydraulic V/V (Detent)
		Second Remote Hydraulic V/V (Detent)
		Front Third Function Hydraulic Kit
		Rear Working Light Kit
		Power Socket Kit
		3 Pin Socket Kit
		7 Pin Socket Kit
		Rear View Mirror Kit
		Canopy
		Draw Bar Kit (U)
		Front Working Light Kit
		Jumper Starter Kit (SST only)

* Options and accessories are subject to change.

SPECIFICATIONS




Model	CT4045 HST	CT4045 SST	CT4050 HST	CT4050 SST	CT4055 SST	CT4058 HST
Engine	Diesel	Diesel	Diesel	Diesel	Diesel	Diesel
Gross Horsepower	44.9 hp (33.5 kW)	44.9 hp (33.5 kW)	50.3 hp (37.3 kW)	50.3 hp (37.3 kW)	55.0 hp (41.0 kW)	57.7 hp (43 kW)
No. of Cylinders	3	3	3	3	3	3
Total Displacement	111.4 cu. in. (1.8 L)	111.4 cu. in. (1.8 L)	111.4 cu. in. (1.8 L)	111.4 cu. in. (1.8 L)	111.4 cu. in. (1.8 L)	111.4 cu. in. (1.8 L)
Fuel Tank Capacity	12.7 gal. (48 L)	11.9 gal. (45 L)	12.7 gal. (48 L)	11.9 gal. (45 L)	11.9 gal. (45 L)	12.7 gal. (48 L)
3-Point, PTO & Hydraulics						
PTO Horsepower	32.8 hp (24.5 kW)	41.6 hp (31 kW)	39.3 hp (29.3 kW)	45.6 hp (34 kW)	49.6 hp (37 kW)	45.1 hp (33.7 kW)
3-Point Hitch	Category 1	Category 1	Category 1	Category 1	Category 1	Category 1
Lift Control Type	Hydraulic Position Control System	Hydraulic Position Control System	Hydraulic Position Control System	Hydraulic Position Control System	Hydraulic Position Control System	Hydraulic Position Control System
3-Point Lift Capacity	2716 lb. (1232 kg)	2716 lb. (1232 kg)	2716 lb. (1232 kg)	2716 lb. (1232 kg)	2716 lb. (1232 kg)	2716 lb. (1232 kg)
Rear PTO	540 rpm	540 rpm	540 rpm	540 rpm	540 rpm	540 rpm
Rear PTO System	Independent	Independent	Independent	Independent	Independent	Independent
Mid-PTO	Optional: 2119 rpm	—	Optional: 2119 rpm	—	—	Optional: 2119 rpm
Total Hydraulic Pump Capacity	16.5 gpm (62.4 L/min.)	14.1 gpm (53.4 L/min.)	16.5 gpm (62.4 L/min.)	16.5 gpm (62.4 L/min.)	14.1 gpm (53.4 L/min.)	16.5 gpm (62.5 L/min.)
Rear Hydraulics	1 Pair Std (2nd Pair Opt)	Opt 2 Pairs	1 Pair Std (2nd Pair Opt)	Opt 2 Pairs	Opt 2 Pairs	1 Pair Std (2nd Pair Opt)
3-Point Link Stabilizers	Turnbuckle	Turnbuckle	Turnbuckle	Turnbuckle	Turnbuckle	Turnbuckle
Lower Links	Rigid	Rigid	Rigid	Rigid	Rigid	Rigid
Lifting Rod	Turnbuckle	Turnbuckle	Turnbuckle	Turnbuckle	Turnbuckle	Turnbuckle
Drive System						
Standard Transmission	3-Range HST	8F X 8R Synchro	3-Range HST	8F X 8R Synchro	8F X 8R Synchro	3-Range HST
Brakes	Wet Multi-disc	Wet Multi-disc	Wet Multi-disc	Wet Multi-disc	Wet Multi-disc	Wet Multi-disc
Rear Differential Lock	Std	Std	Std	Std	Std	Std
Four-Wheel Drive	Std	Std	Std	Std	Std	Std
Travel Speeds (w/ Ind. Tires)						
Forward	0-18.5 mph (0-29.7 km/hr.)	.55-17.5 mph (.88-28.2 km/hr.)	0-18.5 mph (0-29.7 km/hr.)	.55-17.5 mph (.88-28.2 km/hr.)	.55-17.5 mph (.88-28.2 km/hr.)	0-18.5 mph (0-29.7 km/hr.)
Reverse	0-12.9 mph (0-20.8 km/hr.)	.53-17.1 mph (.85-27.6 km/hr.)	0-12.9 mph (0-20.8 km/hr.)	.53-17.1 mph (.85-27.5 km/hr.)	.53-17.1 mph (.85-27.1 km/hr.)	0-12.9 mph (0-20.8 km/hr.)
Dimensions						
Overall Length (w/ 3 pt.)	125.5 in. (3189 mm)	125.5 in. (3189 mm)	125.5 in. (3189 mm)	125.5 in. (3189 mm)	125.5 in. (3189 mm)	125.5 in. (3189 mm)
Overall Width						
Ag Tires	67.0 in. (1702 mm)	67.0 in. (1702 mm)	67.0 in. (1702 mm)	67.0 in. (1702 mm)	67.0 in. (1702 mm)	67.0 in. (1702 mm)
Industrial Tires	69.8 in. (1722 mm)	69.8 in. (1722 mm)	69.8 in. (1722 mm)	69.8 in. (1722 mm)	69.8 in. (1722 mm)	69.8 in. (1722 mm)
Turf Tires	72.2 in. (1834 mm)	72.2 in. (1834 mm)	72.2 in. (1834 mm)	72.2 in. (1834 mm)	72.2 in. (1834 mm)	72.2 in. (1834 mm)
Overall Height	97.4 in. (2473 mm)	97.4 in. (2473 mm)	97.4 in. (2473 mm)	97.4 in. (2473 mm)	97.4 in. (2473 mm)	97.4 in. (2473 mm)
Wheelbase	71.2 in. (1810 mm)	71.2 in. (1810 mm)	71.2 in. (1810 mm)	71.2 in. (1810 mm)	71.2 in. (1810 mm)	71.2 in. (1810 mm)
Ground Clearance (w/ industrial tires)	15.3 in. (387 mm)	15.3 in. (387 mm)	15.3 in. (387 mm)	15.3 in. (387 mm)	15.3 in. (387 mm)	15.3 in. (387 mm)
Weight	3745 lb. (1698 kg)	3745 lb. (1698 kg)	3745 lb. (1698 kg)	3745 lb. (1698 kg)	3745 lb. (1698 kg)	3745 lb. (1698 kg)
Steering	Hydrostatic Power Steering	Hydrostatic Power Steering	Hydrostatic Power Steering	Hydrostatic Power Steering	Hydrostatic Power Steering	Hydrostatic Power Steering
Inside Turning Radius (w/ assisted braking)	8.6 ft. (2.6 m)	8.6 ft. (2.6 m)	8.6 ft. (2.6 m)	8.6 ft. (2.6 m)	8.6 ft. (2.6 m)	8.6 ft. (2.6 m)
Tilt Steering Wheel	Standard	Standard	Standard	Standard	Standard	Standard
Safety Equipment						
Safety Interlock System (neutral start-operating)	Std	Std	Std	Std	Std	Std
Fold Down ROPS (roll-over protective structure)	Std	Std	Std	Std	Std	Std
Fully Retractable Seat Belt	Std	Std	Std	Std	Std	Std
Features						
Adjustable Seat	Std	Std	Std	Std	Std	Std
Cup Holder	Std	Std	Std	Std	Std	Std
Glow Plug Engine Pre-heat	Std	Std	Std	Std	Std	Std
Toolbox	Std	Std	Std	Std	Std	Std
Head Lights/Tail Lights/ Brake Lights	Std	Std	Std	Std	Std	Std
Cruise Control	Opt	—	Opt	—	—	Opt
Spark Arrestor Muffler	Std	Std	Std	Std	Std	Std
Horn/Hazard Flasher/Turn Signals	Std	Std	Std	Std	Std	Std
Rear Working Light	Opt	Opt	Opt	Opt	Opt	Opt
Side Mirror	Opt	Opt	Opt	Opt	Opt	Opt

*Note: Hydraulic 3 pt. lift capacity will vary depending on lift point height.



B O B C A T T I M E L I N E



50
Years



YOU ARE ONE TOUGH ANIMAL.®

Everything we put into Bobcat equipment is designed to make more of whatever you bring to the job. Whether it's strength, versatility, speed or agility, it's built around you.

Certain specification(s) are based on engineering calculations and are not actual measurements. Specification(s) are provided for comparison purposes only and are subject to change without notice. Specification(s) for your individual Bobcat equipment will vary based on normal variations in design, manufacturing, operating conditions, and other factors.



Bobcat is a Doosan company. Doosan is a global leader in construction equipment, power and water solutions, engines, and engineering, proudly serving customers and communities for more than a century.

Bobcat®, the Bobcat logo and the colors of the Bobcat machine are registered trademarks of Bobcat Company in the United States and various other countries. ©2021 Bobcat Company. All rights reserved.



B-2282 (08/21)
EP-7M-0821-78786-F

Bobcat Company
250 East Beaton Drive • West Fargo, ND 58078

Bobcat.com



Bobcat®

One Tough Animal.