



Bobcat®

Compact Tractors

CT2025 | CT2035 | CT2040 | CT2535 | CT2540



***One Tough
Animal®***





IT TAKES A LOT OF WORK TO LIVE THE SIMPLE LIFE.

THE BOBCAT BRAND was literally born in a barn. Designed for a turkey farmer, the original compact loader was destined to clean small livestock pens and stalls. Ever since, Bobcat® equipment has been a mainstay on ranches, dairies and all kinds of fruit, grain and vegetable operations.

With a lineup of 15 powerful compact tractors, your lifestyle is a perfect match for the Bobcat work style. Bobcat delivers performance, ease of use, versatility ... everything you need to make the most of your land. And it comes in a machine that's familiar, comfortable and durable enough to be worthy of the world's hardest-working brand.

*The simple life is busier than most people think.
Get the only tractor that's tough enough to **take on the challenge.***

PERFORMANCE

The more you do with your tractor, the more ideas you have for your property. Bobcat compact tractors prepare you for every possibility.



ACCOMPLISH MORE.

THESE AGILE MACHINES ARE STRONG

enough to work inside and around sheds, barns, animal enclosures and anywhere else the work takes you. With models up to 40 engine hp, your choice of manual or hydrostatic transmission, plus generous lifting ability, ground clearance and a powerful 3-point hitch with power take-off (PTO), Bobcat brings outstanding performance and value to your property.

From its wheelbase to its length, tire options and overall engineering, your Bobcat compact tractor is powerful and capable while being responsive and comfortable to operate. With top travel speeds as high as 14.4 mph (depending on model), you'll spend less time moving from one point to another, and you'll make every second count when you have work to get done. And because a hard-working tractor needs hard-working traction, you can easily engage four-wheel drive whenever the work demands it.



Tight Turning Radius

Maximum maneuverability is the key to effective mowing, tilling and more. Bobcat compact tractors feature a tight turning radius – as little as 8 feet – so you can move in close to trees, buildings and other obstacles.

Steering Brakes

Steering brakes are especially useful when you're working between buildings, in pens or barns, or around trees. They assist in maintaining a tight turning radius, nearly pivoting the tractor on the inside wheel.

High Ground Clearance

A high minimum ground clearance enables you to keep working in uneven terrain or in wet, muddy conditions.

Manual or Hydrostatic Transmission

Pick a model that works for you, with the controls and capabilities that fit your preference, budget and working style.

Manual Shift Transmission

This economical, reliable manual-shift transmission requires you to stop to change between nine forward gears and three reverse gears. It's the classic tractor transmission that many remember from growing up on the farm. It works well for jobs that require a constant speed, such as mowing, tilling or spraying. Second and reverse gears are synchronized to facilitate loader usage, though it's not recommended if you intend to do a lot of digging and loading.

Hydrostatic Transmission (3-Range HST)

The hydrostatic transmission uses hydraulic pressure to change speed, operating similar to a vehicle. You'll only need to stop moving if you want to change your range. This is a good transmission choice if you're doing frequent front-end loader work, mowing or clearing brush as you maneuver through wooded areas. Its ease of operation also makes it a good choice for novice drivers. Forward and reverse are controlled by foot pedals.

Tire Options

Three types of tires are available for Bobcat compact tractors. They offer a combination of reliability and ride quality to match the requirements of your work.

Turf Tires

Turf tires are designed with less aggressive tread that minimizes disturbance on lush lawns and established landscaping.

Industrial Tires

Industrial tire tread is wider than agricultural tires, and the lugs are deeper than turf tires. They deliver great traction for all ground conditions and many different applications.

Agricultural Tires


These tough tires have deep lugs for optimal traction and self-cleaning in soft soil and mud. They also deliver more power to the ground when towing heavy loads or pulling implements.

Drawbar Towing

Bobcat compact tractors deliver competitive drawbar towing power and force for heavy towing performance that beats many other tractor brands.

Adjustable Hitch

The hitch is adjustable to provide towing flexibility and convenience.



PROTECT YOUR INVESTMENT.

From rugged metal hoods to the solid and sturdy construction of our 3-point hitches to our unmatched dealer support, your Bobcat tractor is up for a challenge.

Tier 4 Diesel Engine

Powerful Tier 4 engines offer robust, high-power performance, plus an efficient fuel system. You'll enjoy reliable tractor start-ups and long component life, as well as low noise and vibration for comfortable work.

Metal Hood

The metal hood, designed to provide great visibility from the operator station, stands up to tough jobs, reliably protecting the engine and components from dirt and debris.

Polymer Fuel Tank

A heavy-duty polymer fuel tank maintains fuel integrity and eliminates rust-related contamination.

Brush Guard

Included with the optional front-end loader, the heavy-duty brush guard protects your tractor's front end from debris, branches and other obstacles.

Your chores demand daily attention. Your tractor needs to be ready to work when you are. Bobcat compact tractors are built to contend with the dust, dirt and grit of your toughest challenges, and they're designed with ease of maintenance in mind.

THE BOBCAT DEALER NETWORK ADVANTAGE

Bobcat built its brand on quality equipment serviced by reliable local dealers, with warranty repairs and parts availability that are second to none. With the help of our knowledgeable dealers, Bobcat customers have kept machines running for decades doing the toughest jobs imaginable. If you're looking for long-term service and support, take a look at Bobcat compact tractors.



Minimize your maintenance.

You buy a tractor to do work. It shouldn't be a job to keep it running. Maintenance points on your tractor are easy to find and reach – so upkeep is simple and takes less time. Flip up the metal hood – it opens nearly 90 degrees – to easily access the battery, filters and other checkpoints. Other components are simple to reach and service, allowing you to easily retain peak performance for years.

One-Side Maintenance

All daily checks, engine fluid fills and filters are located on one side of the engine, which makes it easy to keep your tractor running smoothly with minimal effort.

One-Piece Engine Hood with Air Cylinder Assist

There are no side panels to remove when you need to access your engine. It's as simple as lifting the hood. With the air cylinder assist, it takes little effort. When fully opened, the tractor's hood stands nearly perpendicular to the engine compartment. This provides best-in-class maintenance accessibility and makes virtually all of the major service points easy to reach.





ENJOY YOUR WORK.

Platform-Integrated Joystick Lever

The joystick lever is within easy reach for simple loader work, but it's also strategically positioned to maintain high visibility. The molded grip feels comfortable in your hand and makes the front-end loader respond intuitively to your command.

Power Steering

Power steering adds near-effortless maneuverability and automotive-style comfort to your tractor's operation.

Linked Pedal Lever

Standard with the CT2535 and CT2540, and available as an option with the HST models of the CT2025, CT2035 and CT2040, the linked pedal increases engine rpm as you engage the travel pedal, enabling operation that feels similar to driving a car. This makes for intuitive front-end loader control and enhances ease of use on a variety of jobs.

Low Noise, Low Vibration

The engine in your Bobcat compact tractor is designed to produce low noise levels with minimal vibration to keep you working comfortably and focused on the task.

Headlights

Bright headlights illuminate the job for high visibility for evening work and other low light conditions.

When you have hours of mowing and acres of upkeep ahead of you, a comfortable tractor is a must. Bobcat compact tractors offer outstanding features that make tough jobs comfortable and enjoyable. Intuitive controls that fit you naturally. A comfortable ride. A quiet engine that helps you focus on the job. When the projects pile up, you won't mind spending extra time on this tractor.

Panoramic Visibility

Inside the optional cab, you'll notice panoramic visibility – made possible with wide glass panels and minimal obstruction from the inside and outside. A window to the 3-point hitch ensures that you can monitor implement attachment and work performance without having to frequently step out of the cab.

The open cab models provide excellent sightlines to the work and great all-around visibility, with the additional simplicity and ease of use for operators who frequently get on or off the tractor throughout the day.

Enclosed Radio-Ready Cab with Heat and Air Conditioning

When the elements won't cooperate, a comfortable cab option provides all-weather comfort while protecting your ability to get the job done in any season.


Rear Wiper and Defroster

When cold or wet weather hits, you'll enjoy an unobstructed view in back, thanks to the rear wiper and defroster, included with the optional cab.



Comfortable Operator Station with Ergonomic Controls

The operator station on Bobcat compact tractors is designed to enable hours of comfortable, confident work. All of your controls, gauges and buttons on Bobcat compact tractors are thoughtfully laid out with your ease of use in mind. The illuminated dashboard allows you to operate and easily monitor performance in all light conditions.




FOLDABLE ROLLOVER PROTECTIVE STRUCTURE (ROPS)

On select models, the ROPS is designed to protect the operator in the event of a rollover (when the ROPS is locked in the up position and the seat belt is fastened). The foldable ROPS can be temporarily lowered when driving under trees, into garages or in other low-clearance areas.

DO MORE

From mowing to grading to digging, your property presents endless opportunities to get outside and get something done. From front to back, Bobcat tractors are well equipped for it.

with one machine.



FRONT-END LOADER WITH **STANDARD QUICK ATTACH MOUNTING SYSTEM**

The front-end loader is a must-have for digging, dirt moving, loading and carrying material. On your Bobcat tractor, the front-end loader is easy to attach and remove, plus it delivers leading lift capacity and height for exceptional productivity. Front-end loaders are equipped with float functionality to follow ground contours as you work.

Take on digging, loading and material handling with a strong, easy-to-use front-end loader. Handle mowing with the help of the optional mid-mount PTO. Finally, use an array of implements with your 3-point hitch and rear PTO. Your dealer can help you acquire a range of Bobcat implements for the work you do on your land.



Mid-PTO Option

Enjoy superior maneuverability for mowing around trees, buildings and other obstacles with a 2,000-rpm mid-PTO and mid-mount mower.

With a mid-PTO, you have the option of combining two tools on one machine – one in the back and either one in the front or a mid-mount mower.

External 3-Point Control Lever

You can easily raise and lower the 3-point hitch lift arms using the height control lever, located behind the machine.

Turnbuckle Lift Rod Adjustment

Get perfect positioning for implement hookup with the turnbuckle-style lift rod adjustment. It turns easily, raising and lowering the links to make changes simple.

Angled Lower Lift Arms

The lower lift arms provide a forgiving angled design that makes implement hookup quick and easy.

Flip-Up PTO Guard

The flip-up PTO guard ensures easy attachment installation while providing operator protection during use.



IMPLEMENTS AND ATTACHMENTS



Front-End Loader

The front-end loader is a must-have for digging, dirt moving, loading and carrying material. The Bobcat front-end loader is easy to attach and remove, plus it delivers leading lift capacity and height for exceptional productivity. The FL7 is only compatible with the CT2025. The FL8 is compatible with the CT2035, CT2040, CT2535 and CT2540.

Model	FL7	FL8
Max. Lift Height to Pivot Pin	95 in. (2413 mm)	100 in. (2540 mm)
Max. Lift Height under Level Bucket	87 in. (2210 mm)	91 in. (2311 mm)
Clearance with Bucket Dumped	73 in. (1854 mm)	74 in. (1880 mm)
Reach at Maximum Lift Height	11 in. (279 mm)	10 in. (254 mm)
Maximum Dump Angle	48 in. (1219 mm)	52 in. (1321 mm)
Reach with Bucket on Ground	59 in. (1499 mm)	62 in. (1575 mm)
Maximum Rollback Angle	36 in. (914 mm)	32 in. (813 mm)
Digging Depth	5 in. (127 mm)	5.5 in. (140 mm)
Lift Capacity at Pivot Pin (max. height)	1369 lb. (621 kg)	1389 lb. (630 kg)
Breakout Force at 500 mm	2487 lb. (1128 kg)	2838 lb. (1287 kg)
Weight	915 lb. (415 kg)	1070 lb. (485 kg)
Bucket Width	60 in. (1524 mm)	60 in. (1524 mm)



Backhoe

Turn your Bobcat compact tractor into a powerful part-time excavator with this handy attachment. The backhoe is great for general purpose digging and trenching. Sub frame included.

Model	BH76
Digging Depth (2' flat bottom)	90 in. (2286 mm)
Reach from Center Line of Swing Pivot	122 in. (3099 mm)
Loading Height (bucket at 60°)	74 in. (1880 mm)
Maximum Leveling Angle	8°
Swing Arc	180°
Transport Height (maximum)	83.5 in. (2121 mm)
Bucket Rotation	180°
Stabilizer Spread (down position)	75 in. (1905 mm)
Stabilizer Spread (up position)	65 in. (1651 mm)
Bucket Digging Force	3075 lbf.
Operating Pressure	2466 psi (170 bar)
Shipping Weight (without bucket)	880 lb. (399 kg)



Mid-Mount Mower

Perfect for a variety of applications, the mid-mount mower cuts grass in areas where maneuverability is tight. It includes a standard side discharge and solid rubber wheels. Features a blade travel speed of 256 feet per second smoothly, without skips. The M60-5 is only compatible with the CT2025.

Model	M60-5
Cutting Width	60 in. (1524 mm)
Cutting Height	1-4 in. (25-102 mm)
Transport Height	6 in. (153 mm)
Gear Type	Spiral Bevel
Number of Blades	3
Blade Spindle Speed	2888 rpm
Blade Tip Velocity	78.2 m/s
Blade Length	20.4 in. (518 mm)
Deck Thickness	0.15 in. (3.8 mm)
Total Width	74.1 in. (1992 mm)
Total Length	39.2 in. (996 mm)
Total Height	12.8 in. (325 mm)
Weight (60" deck w/ mounting)	380 lb. (172 kg)
Drive Type	U-Joint and V-Belt
Lifting Type	3-Point Hitch Links
Compatible with Loader	Yes
Drive Over Deck	Yes



Front Mount Snowblower

The front mount snowblower gives you powerful snow-clearing ability with the convenience of a quick attach mount. Powered by your tractor's mid-mount PTO* (mid-mount PTO required), this attachment cuts a wide path through deep, heavy snow. Direct snow exactly where you want it with the hydraulic chute rotation.

Model	FSB49	FSB62
Overall Width	51.4 in. (1305 mm)	64.4 in. (1635 mm)
Cutting Width	49.0 in. (1244 mm)	62.0 in. (1574 mm)
Cutting Height (blower on the ground)	21.0 in. (533 mm)	21.0 in. (533 mm)
Auger Diameter	12.0 in. (304 mm)	12.0 in. (304 mm)
Fan Diameter	14.0 in. (355 mm)	14.0 in. (355 mm)
Chute Rotation (hydraulic)	227°	227°
Deflector Adjustment (manual)	90°	90°
Weight	353 lb. (160 kg)	405 lb. (183 kg)
Drive	Mid-PTO	Mid-PTO
Driveline Protection	Shear Bolt	Shear Bolt
Recommended HP Range	20-25 hp (14.9-18.6 kW)	20-35 hp (14.9-26.0 kW)
Cutting Edge Design	Reversible/Replaceable	Reversible/Replaceable
Cutting Edge Dimensions	.25 in. x 4.5 in. Steel (6 mm x 114 mm Steel)	.25 in. x 4.5 in. Steel (6 mm x 114 mm Steel)
Skid Shoes	Adjustable/Replaceable 3/8 in. Steel (9 mm Steel)	Adjustable/Replaceable 3/8 in. Steel (9 mm Steel)
Blower Design	Two Stage	Two Stage

*Front lift kit and PTO driveline kit are required for operation of the front mount snowblower attachment.

Bobcat provides you access to a world of Bobcat implements and front-end loader attachments – so you can get the most work from your tractor investment. Whether it's moving snow, installing a fence or taking care of animals, when you have the right tractor and the right implement or attachment, there is virtually no task that's beyond your ability.

There are more than 550 dealer locations in North America, so you're never far from an expert source of implements, attachments, accessories, parts and service.



DEALER INSTALLED KITS AND OPTIONS

You can customize and accessorize your Bobcat compact tractor to improve productivity, enhance durability, maximize operator comfort and more. Simply choose options and accessories* that match your unique demands.



3 pt. auger



Tine rake



3 pt. angle blade



3 pt. rotary cutter



3 pt. box blade



Rear ballast



3 pt. finish mower



Quick hitch



3 pt. snowblower



3 pt. tiller

MODEL	CATEGORY	OPTION LIST
CT2025 CT2035 CT2040	Field Cab & Options	Field Cab CT20 Series with Noise Reduction Kit
		CD Player for Field Cab
		Rear Wiper Kit
		Beacon Light Wire Kit
CT2025 CT2035 CT2040 CT2535 CT2540	Options & Accessories	Mid-PTO Kit
		Rear Working Light Kit
		4 Port Remote Hydraulic Valve (Spring Return and Detent)
		Canopy
		Clevis Type Drawbar Kit
		Tool Box Kit
		Rear View Mirror Kit
		Telescopic Lower Link Kit
		Dual Air (Inner Element) Filter Kit
CT2025 CT2035 CT2040	Options & Accessories	HST Cruise Kit (HST Only)
		Lift Rod Kit (Bevel Gear Type)
		Right Arm Armrest Kit
CT2535 CT2540	Field Options	HST Linked Pedal Kit (HST Only)
		Drawbar Clevis Kit
		Rod Lift Bevel Gear Kit
		Detent Kit
		Mid-PTO Kit
		Wire Beacon Light Kit
		Radio Kit
		Block Heater Kit

* Options and accessories are subject to change.

SPECIFICATIONS




Model	CT2025 HST	CT2025 MST	CT2035 HST	CT2035 MST	CT 2535 HST	CT2040 HST	CT2040 MST	CT2540 HST
Engine	Diesel	Diesel	Diesel	Diesel	Diesel	Diesel	Diesel	Diesel
Gross Horsepower	24.5 hp (18.2 kW)	24.5 hp (18.2 kW)	34.9 hp (26 kW)	34.9 hp (26 kW)	34.9 hp (26 kW)	39.6 hp (29.5 kW)	39.6 hp (29.5 kW)	37.6 hp (28.0 kW)
No. of Cylinders	3	3	3	3	3	3	3	3
Total Displacement	100 cu. in. (1.6 L)	100 cu. in. (1.6 L)	111.4 cu. in. (1.8 L)	111.4 cu. in. (1.8 L)	111.4 cu. in. (1.8 L)	111.4 cu. in. (1.8 L)	111.4 cu. in. (1.8 L)	111.4 cu. in. (1.8 L)
Fuel Tank Capacity	9.0 gal. (34.1 L)	9.0 gal. (34.1 L)	9.0 gal. (34.1 L)	9.0 gal. (34.1 L)	9.0 gal. (34.1 L)	9.0 gal. (34.1 L)	9.0 gal. (34.1 L)	9.0 gal. (34.1 L)
3-Point, PTO & Hydraulics								
3-Point Hitch	Category 1	Category 1	Category 1	Category 1	Category 1	Category 1	Category 1	Category 1
3-Point Lift Capacity	1631 lb. (740 kg)	1631 lb. (740 kg)	1631 lb. (740 kg)	1631 lb. (740 kg)	1631 lb. (740 kg)	1631 lb. (740 kg)	1631 lb. (740 kg)	1631 lb. (740 kg)
3-Point Link Stabilizers	Turnbuckle	Turnbuckle	Turnbuckle	Turnbuckle	Telescoping	Turnbuckle	Turnbuckle	Telescoping
Lift Control Type	Hydraulic Position Control System	Hydraulic Position Control System	Hydraulic Position Control System	Hydraulic Position Control System	Hydraulic Position Control System	Hydraulic Position Control System	Hydraulic Position Control System	Hydraulic Position Control System
Lifting Rod	Turnbuckle	Turnbuckle	Turnbuckle	Turnbuckle	Turnbuckle	Turnbuckle	Turnbuckle	Turnbuckle
Lower Links	Fixed	Fixed	Fixed	Fixed	Telescopic	Fixed	Fixed	Telescopic
Mid-PTO	Optional: 1976 rpm	Optional: 1976 rpm	Optional: 1988 rpm	Optional: 1988 rpm	Optional: 1988 rpm	Optional: 1988 rpm	Optional: 1988 rpm	Optional: 1988 rpm
PTO Horsepower	21.8 hp (16.3 kW)	22.2 hp (16.6 kW)	29.4 hp (21.9 kW)	30.8 hp (23 kW)	29.4 hp (21.9 kW)	31.9 hp (23.8 kW)	34.9 hp (26 kW)	31.9 hp (23.8 kW)
Rear Hydraulics (optional)	—	—	—	—	2 Pairs	—	—	2 Pairs
Rear PTO	540 rpm	540 rpm	540 rpm	540 rpm	540 rpm	540 rpm	540 rpm	540 rpm
Rear PTO System	Live	Live	Live	Live	Independent	Live	Live	Independent
Total Hydraulic Pump Capacity	11.4 gpm (42.9 L/min.)	11.4 gpm (42.9 L/min.)	11.4 gpm (42.9 L/min.)	11.4 gpm (42.9 L/min.)	11.4 gpm (42.9 L/min.)	11.4 gpm (42.9 L/min.)	11.4 gpm (42.9 L/min.)	11.4 gpm (42.9 L/min.)
Drive System								
Transmission	3-Range HST	9F x 3R Manual	3-Range HST	9F x 3R Manual	3-Range HST	3-Range HST	9F x 3R Manual	3-Range HST
Brakes	Wet Multi-disc	Wet Multi-disc	Wet Multi-disc	Wet Multi-disc	Wet Multi-disc	Wet Multi-disc	Wet Multi-disc	Wet Multi-disc
Rear Differential Lock	Std	Std	Std	Std	Std	Std	Std	Std
Four-Wheel Drive	Std	Std	Std	Std	Std	Std	Std	Std
Travel Speeds (w/ Ind. Tires)								
Forward	0-9.7 mph (0-15.6 km/hr.)	0-9.4 mph (0-15.2 km/hr.)	0-14.4 mph (0-23.1 km/hr.)	0-14.1 mph (0-22.7 km/hr.)	0-14.4 mph (0-23.1 km/hr.)	0-14.4 mph (0-23.1 km/hr.)	0-14.1 mph (0-22.8 km/hr.)	0-14.4 mph (0-23.1 km/hr.)
Reverse	0-8.7 mph (0-14.0 km/hr.)	0-6.2 mph (0-9.9 km/hr.)	0-12.9 mph (0-20.8 km/hr.)	0-9.3 mph (0-14.9 km/hr.)	0-10.1 mph (0-16.2 km/hr.)	0-12.9 mph (0-20.8 km/hr.)	0-9.3 mph (0-14.9 km/hr.)	0-10.1 mph (0-16.2 km/hr.)
Dimensions								
Overall Length (w/ 3 pt.)	120.9 in. (3070 mm)	120.9 in. (3070 mm)	120.9 in. (3070 mm)	120.9 in. (3070 mm)	120.9 in. (3070 mm)	120.9 in. (3070 mm)	120.9 in. (3070 mm)	120.9 in. (3070 mm)
Overall Width (w/ industrial tires)	63.4 in. (1610 mm)	63.4 in. (1610 mm)	63.4 in. (1610 mm)	63.4 in. (1610 mm)	63.4 in. (1610 mm)	63.4 in. (1610 mm)	63.4 in. (1610 mm)	63.4 in. (1610 mm)
Overall Height	91.5 in. (2324 mm)	91.5 in. (2324 mm)	91.5 in. (2324 mm)	91.5 in. (2324 mm)	91.0 in. (2311 mm)	91.5 in. (2324 mm)	91.5 in. (2324 mm)	91.0 in. (2311 mm)
Wheelbase	65.7 in. (1670 mm)	65.7 in. (1670 mm)	65.7 in. (1670 mm)	65.7 in. (1670 mm)	65.7 in. (1670 mm)	65.7 in. (1670 mm)	65.7 in. (1670 mm)	65.7 in. (1670 mm)
Ground Clearance	11.5 in. (292 mm)	11.5 in. (292 mm)	11.5 in. (292 mm)	11.5 in. (292 mm)	12.3 in. (311 mm)	11.5 in. (292 mm)	11.5 in. (292 mm)	12.3 in. (311 mm)
Weight	2634 lb. (1195 kg)	2634 lb. (1195 kg)	3005 lb. (1363 kg)	3005 lb. (1363 kg)	3585 lb. (1626 kg)	3005 lb. (1363 kg)	3005 lb. (1363 kg)	4381 lb. (1987 kg)
Steering								
Hydrostatic Power Steering	Std	Std	Std	Std	Std	Std	Std	Std
Inside Turning Radius	8 ft. (2.4 m)	8 ft. (2.4 m)	8 ft. (2.4 m)	8 ft. (2.4 m)	8.8 ft. (2.7 m)	8 ft. (2.4 m)	8 ft. (2.4 m)	8.8 ft. (2.7 m)
Tilt Steering Wheel	—	—	—	—	Std	—	—	Std
Safety Equipment								
Safety Interlock System (neutral start-operating)	Std	Std	Std	Std	Std	Std	Std	Std
Fold Down ROPS (roll-over protective structure)	Std	Std	Std	Std	—	Std	Std	—
Fully Retractable Seat Belt	Std	Std	Std	Std	Std	Std	Std	Std
Features								
Adjustable Seat	Std	Std	Std	Std	Std	Std	Std	Std
Cup Holder	Std	Std	Std	Std	Std	Std	Std	Std
Glow Plug Engine Pre-heat	Std	Std	Std	Std	Std	Std	Std	Std
Toolbox	Opt	Opt	Opt	Opt	Std	Opt	Opt	Std
Head Lights/Tail Lights/Brake Lights	Std	Std	Std	Std	Std	Std	Std	Std
Cruise Control	Opt	Opt	Opt	Opt	Std	Opt	Opt	Std
Spark Arrestor Muffler	Opt	Std	Std	Std	Std	Std	Std	Std
Horn/Hazard Flasher/Turn Signals	Std	Std	Std	Std	Std	Std	Std	Std
Rear Working Light	Opt	Opt	Opt	Opt	Std	Opt	Opt	Std
Side Mirror	Opt	Opt	Opt	Opt	Std	Opt	Opt	Std
Enclosed Cab with Heat/AC	—	—	—	—	Std	—	—	Std

*Note: Hydraulic 3 pt. lift capacity will vary depending on lift point height.



One Tough Animal®

B O B C A T T I M E L I N E





YOU ARE ONE TOUGH ANIMAL.®

Everything we put into Bobcat equipment is designed to make more of whatever you bring to the job. Whether it's strength, versatility, speed or agility, it's built around you.

Certain specification(s) are based on engineering calculations and are not actual measurements. Specification(s) are provided for comparison purposes only and are subject to change without notice. Specification(s) for your individual Bobcat equipment will vary based on normal variations in design, manufacturing, operating conditions, and other factors.



Bobcat is a Doosan company. Doosan is a global leader in construction equipment, power and water solutions, engines, and engineering, proudly serving customers and communities for more than a century.

Bobcat® and the Bobcat logo are registered trademarks of Bobcat Company in the United States and various other countries.

©2021 Bobcat Company. All rights reserved.



B-2281 (08/21)
EP-7M-0821-78786-F

Bobcat Company
250 East Beaton Drive • West Fargo, ND 58078

Bobcat.com



Bobcat®

One Tough Animal.