



AIRMAN®

MOBILE AIR COMPRESSORS



ANACORP.COM

ONLY



HAS THE INDUSTRY'S

LOWEST dBA HIGHEST QUALITY

For over 80 years AIRMAN® has led the way in quality-built mobile air compressors. With proven reliability and durability, AIRMAN's bulletproof air end supplies superior air compression to keep your jobs moving forward.



The AIRMAN mobile air compressor line ranges from 100 cfm to 400 cfm with both single and dual air pressure models. The PDS-Series can run with maximum air volume (100-230 psi) for up to 10 hours – a full day of jobsite productivity. AIRMAN's direct drive compressors feature best-in-class power transfer and exclusive E2 airflow technology that provides low idle noise levels from 62 to 65dBA* and industry-leading fuel efficiency.

All air compressors include powder-coated steel construction, stainless steel hardware, corrosion-proof air intakes and watertight door seals. Large gullwing doors and external fluid drains provide ease of maintenance and safe curbside servicing.

AIRMAN mobile air compressors feature CARB-compliant Tier4F engines; DEF tanks to scrub hazardous nitrogen oxides from diesel emissions; and fuel-saving auto idle modes (select models) for environmentally-friendly operation.

AIRMAN mobile air compressors outperform in any environment.
Run with the best. **Run with AIRMAN.**

*Sound rating at 23'



SEE THE FULL LINE AT ANACORP.COM

BEST-IN-CLASS AIR COMPRESSORS

THE WORKHORSE OF AIR COMPRESSORS

The AIRMAN® PDS185L utility mount air compressor is unmatched in performance and is known for workhorse durability under the most demanding conditions in any environment.

Powered by a 47.6 HP Yanmar® Tier 4F diesel engine, the utility mount compressor supplies 185 cfm at 100 psi. The engine is direct-coupled to the air end of the compressor and provides the best-in-class power transfer for continuous duty air compression. The PDS185L air compressor can run over 10 hours at full load for ultra-reliable operation of handheld pneumatic tools and other air-driven equipment.

AIRMAN's leading utility mount compressor is designed for true curbside operation and ease of maintenance. A key start and intuitive digital monitor make for easy operation. Dual 3/4" air outlets provide fast hose connection and convenient external fluid drains allow quick servicing. The PDS185L air compressor also features 110% fluid containment, the highest fuel efficiency in its class and an industry-low noise level of just 62 decibels.

PDS185L-5E1 UTILITY MOUNT

- 79"L x 33"W x 45"H
- 2,205 lbs Operating Weight
- Yanmar Diesel Engine
- Tier 4 Final Emissions Level
- 62 dBA Sound Level
- 1350 rpm Low Idle
- 3000 rpm High Idle
- 185 cfm @ 100 psi (Rated)
- 100 psig Working Pressure
- 25 gal Fuel Tank Capacity
- 2.38 gph Fuel Usage (Full Load)
- 110% Fluid Containment
- 5 Year Warranty (Air End)

PDS185L UTILITY AIR COMPRESSOR ===== KEY FEATURES =====



**LOWEST SOUND
LEVEL / 62 dBA**



**HIGHEST FUEL
EFFICIENCY**



**10 HR RUNTIME
@ FULL LOAD**



**185 cfm
@ 100 psi**



**BEST-IN-CLASS
POWER TRANSFER**



**110% FLUID
CONTAINMENT**

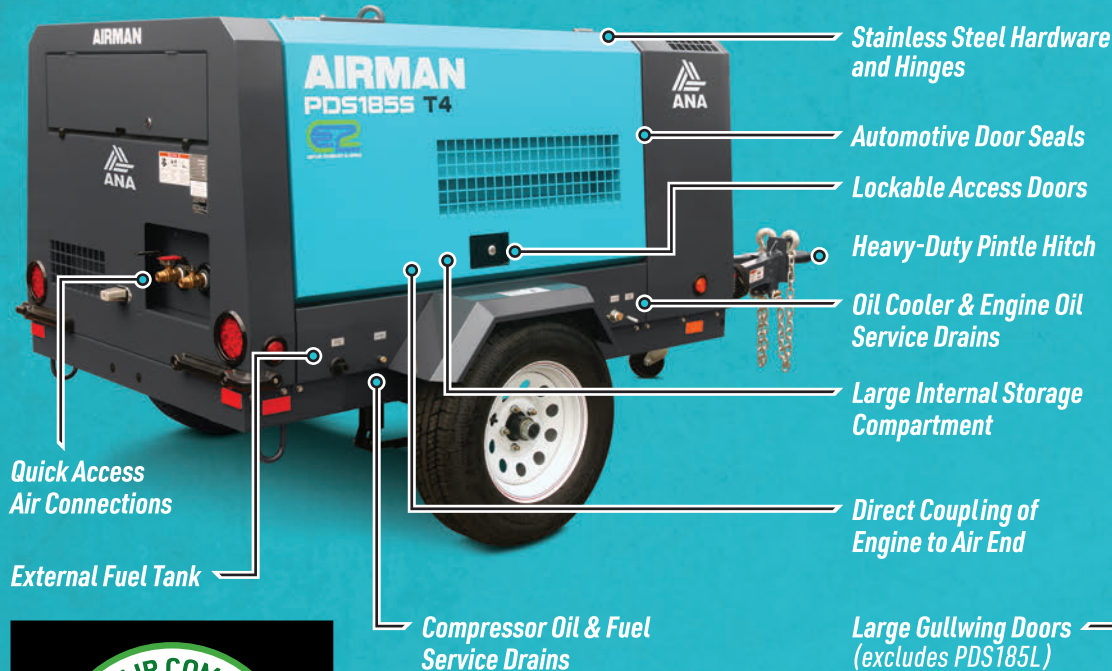
AIRMAN®



BEST-IN-CLASS POWER TRANSFER // FUEL EFFICIENCY // DECIBEL LEVEL RATING

S HIGHEST-QUALITY AIR COMPRESSORS

AIRMAN® VALUE-ADDED FEATURES



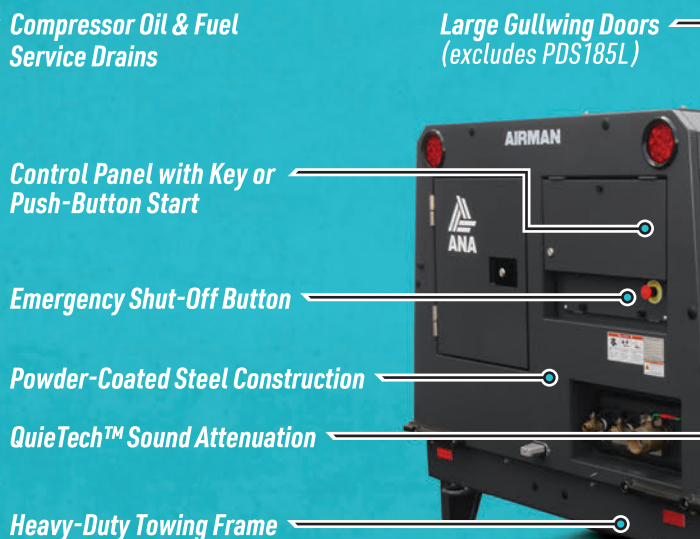
Best-in-Class

- /// Power Transfer
- /// Fuel Efficiency
- /// dBA Rating



Digital Control Panel

AIRMAN PDS100-185/Utility models have an intuitive control panel with a key start and digital monitor. All other models feature a push-to-start button and touch screen display (above). Dual air pressure models include a handy selector switch for low and high pressure selection. Common display features include gauges for fuel, DEF tank and air pressure levels. Engine and maintenance status screens allow for efficient servicing and other user-friendly parameters are at your fingertips.



OPTIONAL ACCESSORIES

ANA stocks a wide variety of genuine AIRMAN air compressor parts and model-specific accessories.

- Integrated Aftercooler
- Engine Block Heater
- Battery Blanket
- Hose Reel (Single or Dual)

▶ SEE THESE INDUSTRY-BEST AIR COMPRESSOR FEATURES
WATCH AIRMAN® PRODUCT VIDEOS ONLINE

WORLD-CLASS SUPPORT

ANA manufactures and sells the industry's highest-quality equipment and provides complete sales and support for AIRMAN and Hokuetsu OEM products.

ANA service professionals are ready to keep your fleet in top condition with 24/7 on call technical support, parts processing, warranty assistance and product training. ANA's online knowledge base includes an extensive library of AIRMAN technical documents and access to SmartEquip® – the premier fleet support platform for parts and service information.

→ Online at www.anacorp.com/support



SmartEquip®

E2: ECONOMY AND ECOLOGY

AIRMAN's exclusive E2 airflow technology works to deliver the most efficient air compressors in the field while offering features that are both highly productive and earth friendly for any working environment.

E2 airflow technology is a standard feature on every AIRMAN air compressor and is designed to maximize the efficient use of a direct drive engine to the air end of the compressor. Fewer moving parts results in less wear and tear and less power lost during operation. AIRMAN's ultra-efficient direct

drive compressors supply best-in-class power transfer making them ideal for industrial and construction jobsites.

AIRMAN compressors include ECO and AUTO ECO operating modes that automatically lower the engine rpm when engine loads are reduced. In ECO mode, fuel consumption and noise levels can be minimized during light load work with sub-1400 rpm idle speed. AUTO ECO mode maintains an idle speed of 1800 rpm for a predetermined time and will lower to 1400 rpm during extended periods of unloading. This smooth and responsive change in engine loading provides greater fuel savings during heavy compressor demand. E2 airflow technology also promotes air regulation that is linearly matched with engine speed to lower fuel usage.

AIRMAN's air compressors with E2 airflow technology include beneficial features that are environmentally friendly. The auto-idling ECO modes lower diesel fuel consumption and reduce airborne emissions. The PDS185L air compressor includes built-in oil fences for 110% fluid containment.



COMPLETE PRODUCT SUPPORT FROM ANA

AIRMAN® SPECIFICATIONS

AIR COMPRESSOR SPECIFICATIONS	PDS100S-6E1	PDS185S-6E1	PDS185L-5E1	PDSG310DP-6E1	PDSF375DP-6E1	PDS400S-6E1
COMPRESSOR TYPE	Single-stage, oil cooled, screw-type	Single-stage, oil cooled, screw-type	Single-stage, oil cooled, screw-type	Dual-pressure, oil cooled, screw-type	Dual-pressure, oil cooled, screw-type	Single-stage, oil cooled, screw-type
FREE AIR DELIVERY	100 cfm	185 cfm	185 cfm	310 cfm @ 150 psi 270 cfm @ 200 psi	375 cfm @ 100 psi 330 cfm @ 150 psi	400 cfm
WORKING PRESSURE	100 psig	100 psig	100 psig	150 psig	100 psig	100 psig
WORKING PRESSURE, MAXIMUM	120 psig	120 psig	120 psig	230 psig	175 psig	120 psig
WORKING PRESSURE, MINIMUM	58 psig					
AIR RECEIVER TANK CAPACITY	5.3 gal	5.29 gal	5.3 gal	20.3 gal	20.3 gal	20.3 gal
AIR OUTLETS	3/4" x 2	3/4" x 2	3/4" x 2	2" x 1, 3/4" x 2	2" x 1, 3/4" x 2	2" x 1, 3/4" x 2
ENGINE COUPLING TYPE	Direct Coupling	Direct Coupling	Direct Coupling	Rubber Coupling	Rubber Coupling	Rubber Coupling
LUBRICATION SYSTEM TYPE	Forced lubrication by compressed pressure					
LUBRICATION CAPACITY	2.9 gal	3.96 gal	2.9 gal	10.6 gal	10.6 gal	10.6 gal
OIL COOLER TYPE	Separate side-by-side oil cooler and radiator					
SEPARATION FILTER	Internal	External	External	Internal	Internal	Internal
ENGINE SPECIFICATIONS						
ENGINE	Kubota D100S-E48	Yanmar 4TNV88C-DHKS	Yanmar 4TNV88C-HHKS	Kubota V3800	Kubota V3800	Kubota V3800
EPA EMISSION LEVEL	EPA Tier 4 Final					
ENGINE TYPE	Water-cooled, 3-cycle, direct-injection, Tier4F and CARB compliant	Water-cooled, 3-cycle, direct-injection, Tier4F and CARB compliant	Water-cooled, 3-cycle, direct-injection, Tier4F and CARB compliant	Water-cooled, 3-cycle, direct-injection, turbocharged air-to-air intercooled, EGR, DOC+DPF, SCR, Tier4F and CARB compliant	Water-cooled, 3-cycle, direct-injection, turbocharged air-to-air intercooled, EGR, DOC+DPF, SCR, Tier4F and CARB compliant	Water-cooled, 3-cycle, direct-injection, turbocharged air-to-air intercooled, EGR, DOC+DPF, SCR, Tier4F and CARB compliant
NUMBER OF CYLINDERS	3	4	4	4	4	4
DISPLACEMENT	61.08 cu. in. (1.001 L)	133.6 cu. in. (2.189 L)	133.6 cu. in. (2.189 L)	230 cu. in. (3.769 L)	230 cu. in. (3.769 L)	230 cu. in. (3.769 L)
HORSEPOWER	24.8 HP	47.6 HP	47.6 HP	110.4 HP	110.4 HP	110.4 HP
LOW IDLE	1800 / 1400 rpm	1350 rpm	1350 rpm	1300 rpm	1300 rpm	1350 rpm
HIGH IDLE	3200 rpm	3000 rpm	3000 rpm	2400-2700 rpm	2400-2700 rpm	2600 / 2400-2700 rpm
FUEL TANK CAPACITY	10.6 gal	24.0 gal	25.0 gal	47.0 gal	47.0 gal	47.0 gal
ENGINE COOLING SYSTEM CAPACITY	1.1 gal (4.1 L)	1.93 gal	1.8 gal	4.1 gal	4.1 gal	4.1 gal
ENGINE OIL CAPACITY	1.2 gal (4.5 L)	1.95 gal	1.95 gal	3.4 gal	3.4 gal	3.4 gal
BATTERY TYPE / ELECTRICAL SYSTEM	85D28R 12V maintenance-free battery	95D31R 12V maintenance-free battery	95D31R 12V maintenance-free battery	130F51 12V maintenance-free battery	130F51 12V maintenance-free battery	130F51 12V maintenance-free battery
BATTERY RATING	525 CCA, 75 Ah	565 CCA, 80 Ah	566 CCA, 80 Ah	695 CCA, 120 Ah	695 CCA, 120 Ah	695 CCA, 120 Ah
FUEL CONSUMPTION						
FULL LOAD	1.6 gal / hr	2.4 gal / hr	2.4 gal / hr	5.47 gal / hr	5.0 @ 100 psi, 5.1 @ 150 psi	4.62 gal / hr
70% LOAD	1.0 gal / hr	1.7 gal / hr	1.7 gal / hr	N/A	3.75 @ 100 psi, 3.825 @ 150 psi	N/A
NO LOAD	0.6 gal / hr	0.8 gal / hr	0.8 gal / hr	N/A	2.5 @ 100 psi, 2.55 @ 150 psi	N/A
ECO-IDLE	0.5 gal / hr	N/A	N/A	N/A	N/A	N/A
WEIGHTS & DIMENSIONS						
L x W x H WITHOUT TOWING FRAME	64" x 39" x 37"	76" x 49" x 45"	79" x 33" x 45"	106" x 57" x 58"	106" x 55" x 60"	106" x 55" x 60"
L x W x H WITH TOWING FRAME	120" x 56" x 55"	132" x 68" x 62"	N/A	174" x 57" x 69"	174" x 57" x 69"	174" x 57" x 69"
WEIGHT WITH TOWING FRAME	1515 lb	2420 lb	N/A	3975 lb	3975 lb	3975 lb
OPERATING WEIGHT	1625 lb	2620 lb	2205 lb	4275 lb	4233 lb	4012 lb
DRY WEIGHT	1179 lb	2120 lb	1985 lb	3780 lb	3737 lb	3550 lb
OPERATION						
AMBIENT TEMPERATURE, MINIMUM	5 °F					
INCLINE, MAXIMUM	15 °					
SOUND LEVEL	68 dBA	62 dBA	62 dBA	76 dBA	76 dBA	76 dBA

All specifications are subject to change without prior notice. Visit anacorp.com for the most current information.

NATIONWIDE STOCKING LOCATIONS

ANA N. California
1315 Vinci Avenue
Sacramento, CA 95838

ANA South Carolina
1335 Hayne Street
Spartanburg, SC 29301

ANA Texas
10440 Brockwood Road
Dallas, TX 75338



Alliance North America, Inc.
Corporate Headquarters
11100 Hope Street, Cypress, CA 90630

ANACORP.COM
(562) 450-3570 // sales@anacorp.com



ANA
We make your world easier.